

# BUS SHELTERS

Bus shelters provide a place to sit and protection from the weather and can greatly improve the transit rider experience. Shelters are recommended at stops along the route with higher ridership. In the near term, 12 additional shelters are recommended. Existing Waukeha Metro Transit shelters (below, left) may be used to reduce cost. In the long term, enhanced shelters (below, right) could be added at higher ridership stops.



## Basic Shelter

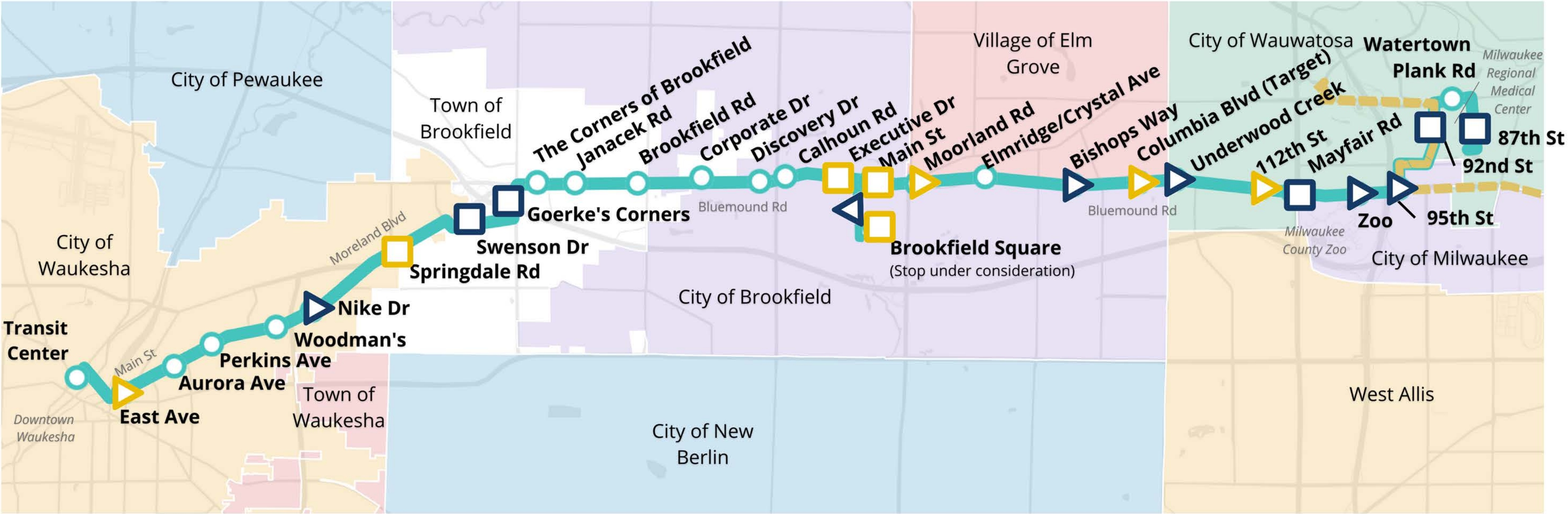
Basic shelters would be similar to existing shelters in the system and could include seating and solar-powered, motion activated lighting.



## Enhanced Shelter

Enhanced shelters could include ticketing machines, real-time bus arrival information, and incorporate community sensitive design features.



# EXISTING AND PROPOSED BUS SHELTERS







**Existing Bus Shelters**

-  Both Directions
-  Eastbound
-  Westbound

**Proposed Bus Shelters**

-  Both Directions
-  Eastbound

**Transit Routes**

-  Recommended Route
-  Recommended Route Extension Under Consideration (near Brookfield Square)
-  Recommended Stop Location
-  CONNECT Bus Rapid Transit (MCTS)