

HISTORY & LOCATION

The Village of Eagle was established along the Milwaukee & St. Paul Railroad in the mid-1800s and was incorporated in 1899. Today, visitors to Eagle are welcomed to the community by the smiling yellow water tower. The Village is located in the scenic Kettle Moraine area of southwestern Waukesha County, and offers natural beauty and buildings of historic interest. Eagle has an area of 1.4 square miles and is located on two State Highways not far from Interstate 43, about 30 miles from Milwaukee.



VILLAGE OF EAGLE

ECONOMIC PROFILE

DEMOGRAPHICS

Age Range:

0 to 19: 21.7%

20 to 44: 33.4%

45 to 64: 29.4%

65 and Older: 15.5%

Eagle Median Age: 41.4

Waukesha County Median Age: 43.3

White: 91.7%

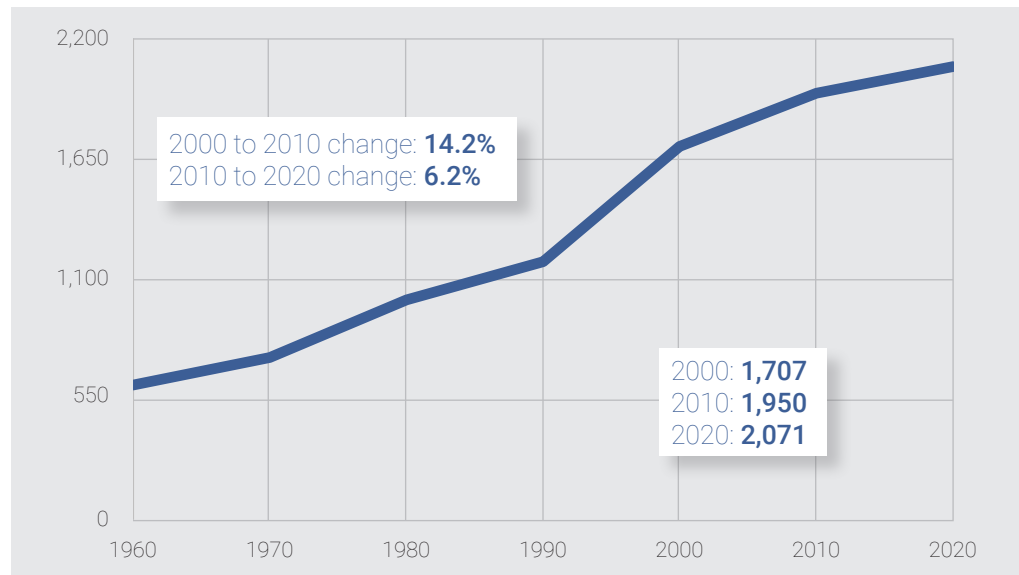
Black: 0.2%

Asian: 0.2%

Other Race: 2.0%

Hispanic: 5.9%

CENSUS POPULATION



HOUSING

Total Housing Units: 871

Owner Occupied Housing Units:

699 (80.3%)

Median Value: \$290,300

Renter Occupied Housing Units:

89 (10.2%)

Median Monthly Rent: \$919

Vacant Housing Units: 83 (9.5%)

MEDIAN ANNUAL HOUSEHOLD INCOME

Village of Eagle: \$110,500

Waukesha County: \$101,639

Southeastern Wisconsin: \$73,300

Wisconsin: \$72,458

United States: \$75,149

CONTACTS



Village Clerk

262-594-3400

www.vi.eagle.wi.gov



Waukesha County Center for Growth

262.542.4249 ext. 20

www.waukesha.org



Southeastern Wisconsin
Regional Planning Commission

262.547.6721

www.sewrpc.org

MAJOR EMPLOYMENT CENTERS

LABOR FORCE

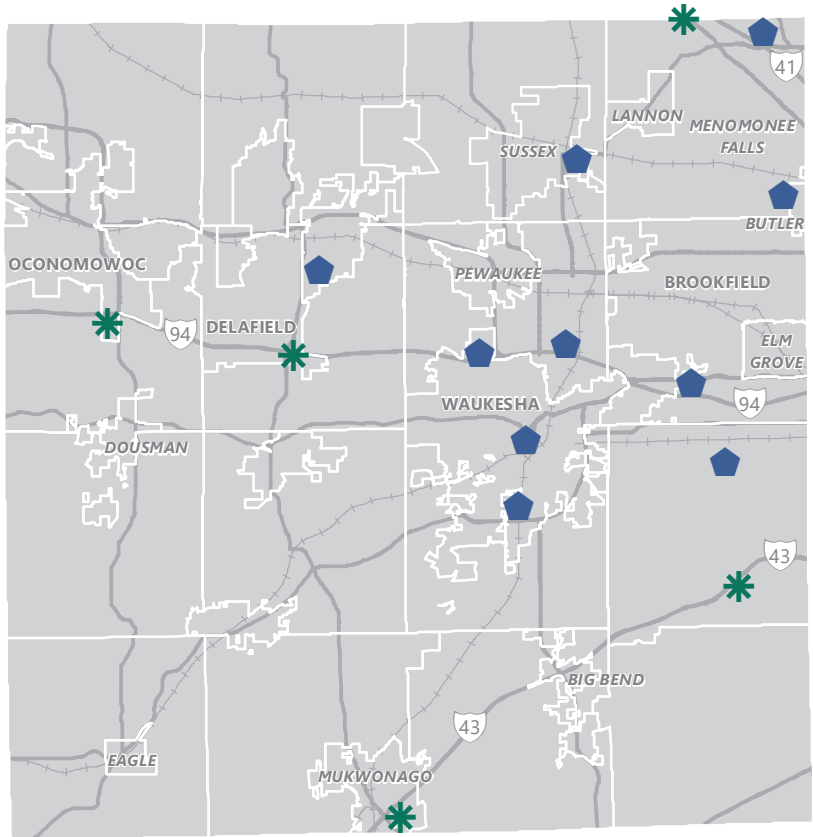
Residents in the Labor Force: 1,248
 Unemployment Rate: 2.6%*

RESIDENT OCCUPATIONS

Management, Business, Science, and Arts: 29.7%
 Sales and Office: 22.4%
 Service: 19.2%
 Production, Transportation, and Material Moving: 19.6%
 Natural Resources: 9.1%

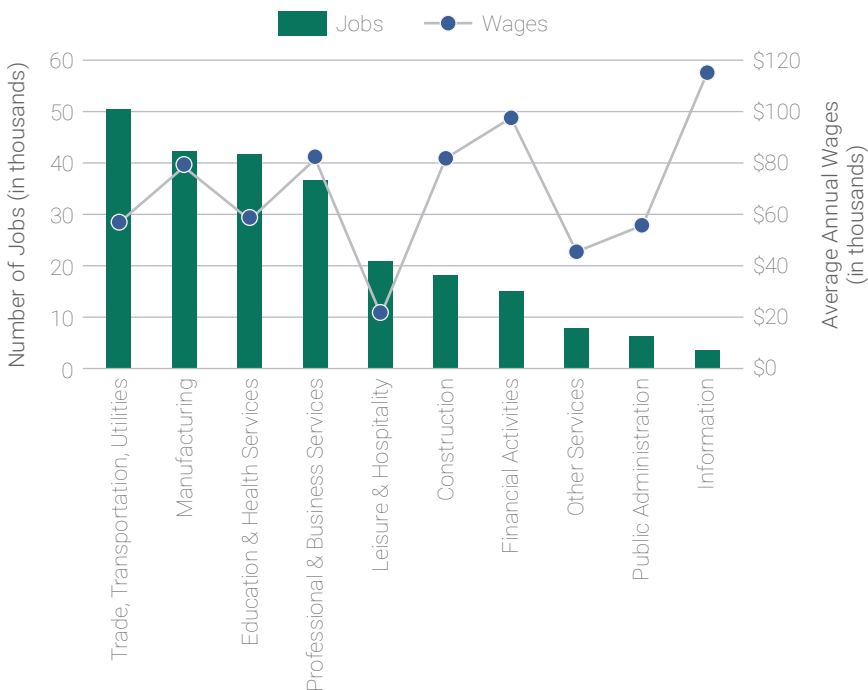
BUSINESS PARK

Eagle Industrial Park
 Location: West side of STH 67, north of STH 59
 Size: 79 acres
 No. of Vacant Parcels: 3



EXISTING TO BE RETAINED **RECOMMENDED BY 2050**

WAUKESHA COUNTY JOBS BY INDUSTRY



MAJOR PRIVATE EMPLOYERS

The largest private employers in the Village cover a variety of industries.

- Generac Power Systems (100 - 249)
- St Theresa Catholic Church (15 - 49)
- Clausing Barn Restaurant (15 - 49)
- Plastic Molded Concepts Inc (15 - 49)
- McMiller Sports CTR (15 - 49)
- Alice Baker Memorial Library (15 - 49)
- Hen House Cafe (1-14)
- Sandwich Sister's LLC (1-14)
- Knucklehead Pub (1-14)
- Specialty Machining LLC (1-14)

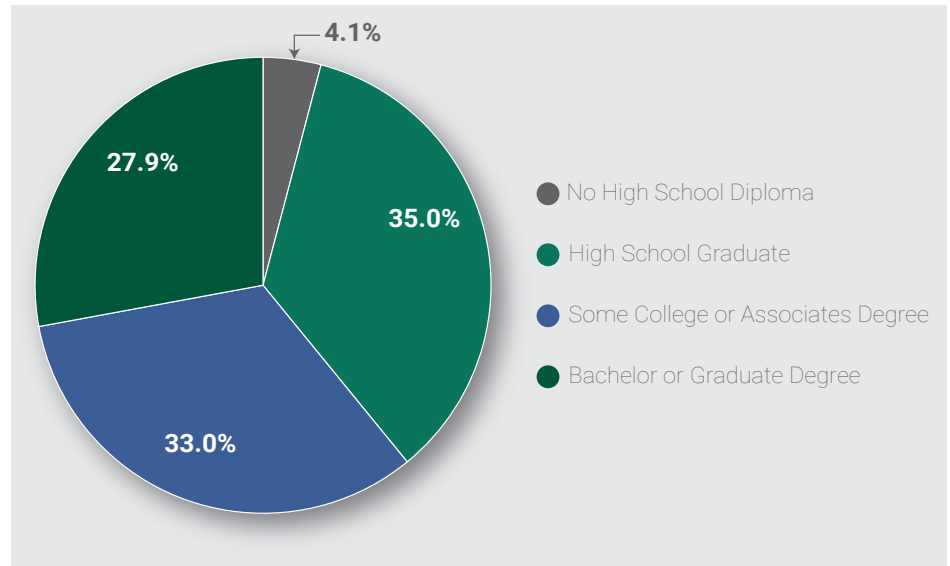
* Unemployment rate for Waukesha County as of April 2024.

EDUCATIONAL OPPORTUNITIES

Eagle is served by the Palmyra-Eagle Area School District, with the district elementary school located in Eagle. Palmyra-Eagle High School boasts new computer classrooms to access today's technology, as well as several career clusters including courses in business management, health science, public administration, and agriculture. Eagle is also home to the Alice Baker Memorial Library, which is a member of the Waukesha and Jefferson Counties Bridges Library System.

Numerous higher education opportunities are also available to Eagle residents in Waukesha County and in neighboring counties. Waukesha County Technical College (WCTC) is located in Pewaukee and offers associate degrees, technical diplomas, and short-term certificates. Carroll University, a private university offering undergraduate and graduate programs, is located in the City of Waukesha. UW-Whitewater in Walworth County offers undergraduate and graduate degrees in a wide variety of fields,

HIGHEST EDUCATIONAL ATTAINMENT



as well as a Doctorate of Business Administration. In addition, Milwaukee County is home to 15 universities, including UW-Milwaukee, Marquette University, and the Milwaukee School of Engineering. Together, these universities offer a wide variety of undergraduate and graduate programs.

ACT SCORES

Palmyra-Eagle School District/ National

English 16.7/18.6
Math 18.2/19.0
Reading 16.7/20.1
Science 18.7/19.6
Composite 17.6/19.5

GOVERNMENT

The Village of Eagle is governed by a Village Board, consisting of a Village President and six trustees. The Board makes decisions regarding most Village matters, including the Village budget, capital improvements, ordinances and hiring. Administrative responsibility is shared by the Village President and Village Clerk who are responsible for the overall coordination and direction of the day-to-day operations of Village government. Eagle has a police force of about ten officers, and shares a fire department with the Town of Eagle.

PARKS

Eagle Village Park offers many activities including baseball, softball, tennis, sand volleyball, and a playground, providing a place for community members of all ages to gather. The Eagle Nature Trail, which connects the public library and the Eagle Elementary School, offers a relaxing stroll through natural prairie and woodland areas. Located just outside the Village in the Town of Eagle is Old World Wisconsin, a walk-through, hands-on, outdoor museum of Wisconsin pioneer life. The Village borders the Kettle Moraine Southern Unit, which offers visitors the natural beauty of glacial hills and kettle lakes, miles of trails for hiking, biking, and horseback riding, campgrounds, and a scenic drive.

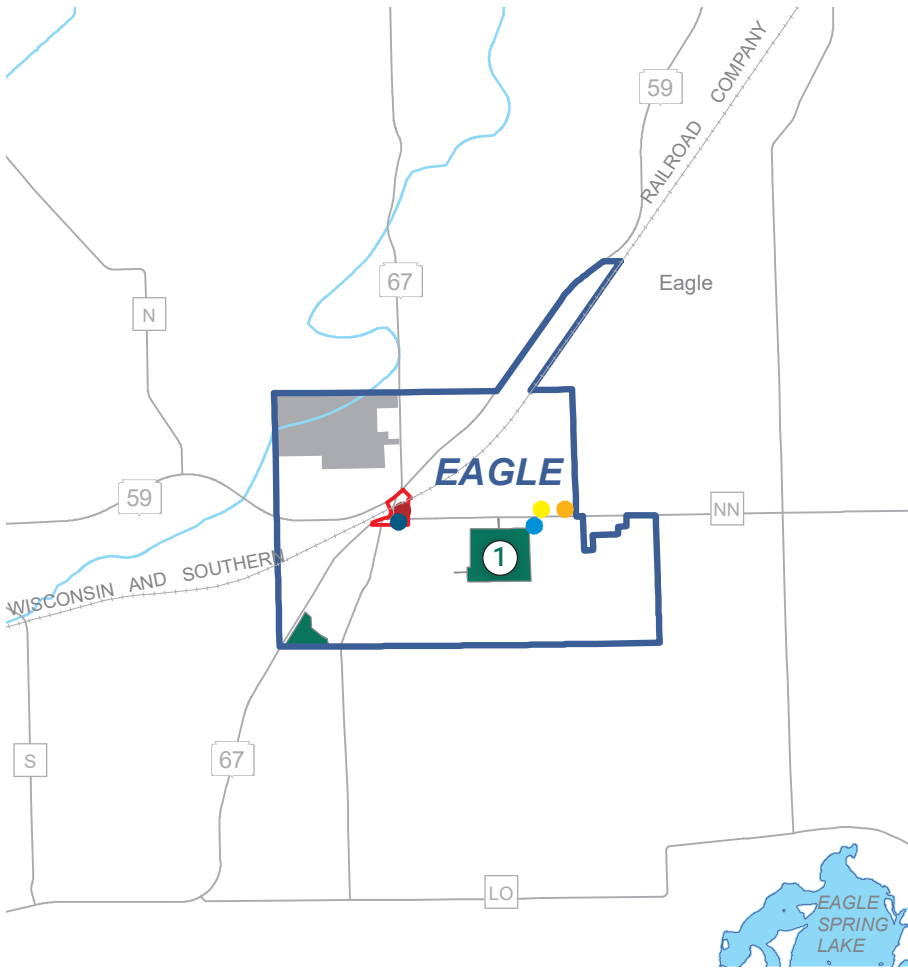
TAXES

Property tax: \$9.63 per \$1,000 of assessed value
Sales tax: 5.0%

HEALTHCARE

Located in neighboring Mukwonago, the new ProHealth Waukesha Memorial Hospital-Mukwonago, is a full-service community hospital, offering a wide range of health care services. The Aurora Medical Center in nearby Summit is a full service, state-of-the-art hospital with over 100 beds. Numerous medical clinics and specialty care centers are also available in the area. In addition, the Milwaukee Regional Medical Center is located in Milwaukee County.

VILLAGE OF EAGLE ECONOMIC PROFILE MAP: 2024



- Existing Business/Industrial Park (with Lots Available)
- Downtown Area
- Village Hall
- Post Office
- Police Station
- Library
- Fire Station
- Park and Open Space Sites

PARKS

The Village of Eagle has one public park:

① Eagle Village Park

www.vi.eagle.wi.gov/village-park-rental/

COMMUTING PATTERNS

TRANSIT

Although the Village of Eagle is not directly served by public transit, residents can access Waukesha County Transit in Delafield for service to downtown Milwaukee, where riders can connect to numerous destinations by bus, rail, and air. The service operates weekdays over freeways with limited intermediate stops. Residents and employers can find transportation alternatives through CommuteWISE, which provides commute options, including a workplace ridematching feature.

TRAVEL TIMES

- To Downtown Milwaukee: 43 Minutes
- To Downtown Madison: 67 Minutes
- To Milwaukee Mitchell International Airport: 39 Minutes
- To Intermodal Station: 43 Minutes

